

i-PRO Management Software

i-PRO WV-ASM300W video management software enables a secure, scalable H.265/H.264 ready, multi-camera, multi-recorder, multi-site surveillance management environment suitable for any large to small scaled video security network systems which require centralized operation and ease-of-use.

The new 3D Dewarp feature helps you to have distortion-corrected images from fish-eye cameras, that you can use virtual PTZ operations for better operability and monitoring experience.

The WV-ASM300W can connect up to 100 network video recorders (NVRs) and digital video recorders (DVRs), 64 encoders, and 256 directly connected cameras. Up to 6,400 cameras registered in the recorders and 256 cameras registered in the encoders are automatically indexed in the software. Adding i-PRO WV-CU980 system controller provides direct joystick control of your camera. Also the new built-in camera/recorder configuration wizard helps speed up your system configuration set-up time dramatically.

WV-ASM300W software supports 16:9, 4:3 and 9:16 corridor format aspect ratio video streams to be displayed on the same monitor. All LIVE, MAP, and OPERATION monitors support 4K resolution for demanding high-resolution operation.

With the combination using New S-series cameras and recorders provide full end-to-end AES-256bit encryption system with for mission critical applications. Also, camera SD card full-encryption-video-recording on the edge can be quickly downloaded and decrypted under a secured environment.

FULLY INTEGRATED

- Integrated camera control, viewing and recorder management
- Integrates New S-series H.265 & i-PRO H.264 equipment

POWERFUL USER INTERFACE

- NEW user-interface design & 4K native GUI enhances usability
- Automatic camera configuration wizard speeds system set-up
- WV-ASM300W includes 3D Dewarp, multi-monitor and WV-CU980 support as standard

EXTREME DATA SECURITY

- Support SSL communication using Symantec device certification
- Support “AES-256bit” encryption video

SCALABLE AND EXTENDABLE

- Base : 100 recorders, 64 encoders and 256 cameras
- Expandable to thousands of cameras, recorders and encoders
- Full array of software extension modules available



(System Controller WV-CU980 and monitor displays are optional.)

Extension Software

Key Features :

WV-ASE202W

- Expand the maximum numbers of screens to 64.
- Up to 4 live windows.
- Multi-monitor function using up to 6 PC monitors.
- To display the operation window, the map window and the 4 live windows simultaneously.

WV-ASE203W

- Expand the maximum numbers of registered recorders, encoders and cameras to 100, 64 and 256 respectively.
- Up to 4 licenses for the WV-ASE203W can be added.


WV-ASE205W

- Visibility Enhancement Function

Spatial Tonal Correction

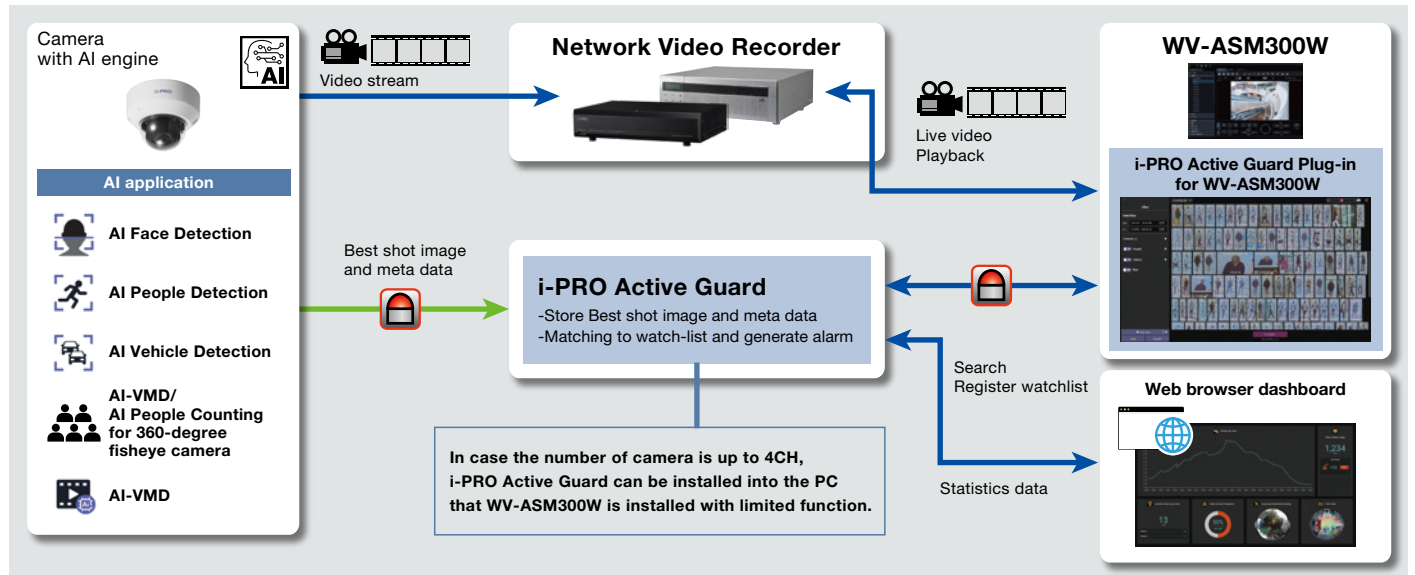
Snowfall and Rainfall Noise Reduction

Multi-frame Synthesis Noise Reduction



Spatial Tonal Correction , Snowfall and Rainfall Noise Reduction

i-PRO Active Guard Plug-in for WV-ASM300W



Optional Accessory

Ethernet 3D Joystick System Controller
WV-CU980



Operation Window



Software Comparison Chart

Functions			WV-ASM300W Management Software - Basic	+WV-ASE202W Extension Software	+WV-ASE203W Extension Software	+WV-ASE205W Extension Software	
Main Functions / Description			Live / Playback / Control				
Supported Devices	Camera	Direct	i-PRO series				
		Via Recorder	i-PRO series				
	Recorder	NVR	WJ-NX400, WJ-ND400, WJ-NX300, WJ-NX200, WJ-NU301, WJ-NU300, WJ-NU201, WJ-NU101, WJ-NV300, WJ-NV200, WJ-ND300, WJ-ND200				
		DVR	WJ-HD716/616, WJ-HD300A				
		Recording Server					
	Encoder		WJ-GXE500, WJ-GXE100				
Controller		WV-CU950/WV-CU980					
Max. Devices	Camera	Direct	256		Max. 1,280 ^{*1}		
		Via Recorder		6,400 (with WJ-NX400)		Max. 32,000 (with WJ-NX400) ^{*1}	
				6,400 (with WJ-ND400)		Max. 32,000 (with WJ-ND400) ^{*1}	
				3,200 (with WJ-NX300, WJ-NX200)		Max. 16,000 (with WJ-NX300, WJ-NX200) ^{*1}	
				3,200 (with WJ-ND300)		Max. 16,000 (with WJ-ND300) ^{*1}	
				1,600 (with WJ-ND200 / WJ-NV200)		Max. 8,000 (with WJ-ND200 / WJ-NV200) ^{*1}	
			400 (with WJ-NX100)		Max. 2000 (with WJ-NX100)		
	Via Encoder	256 (with WJ-GXE500 / WJ-GXE500)		Max. 1,280 ^{*1}			
	Recorder		100		500 ^{*1}		
	Encoder		64		320 ^{*1}		
Controller		1					
Supported Image Format			H.265, H.264, MPEG-4(i-PRO series), M-JPEG (depending on the source equipment)				
Supported Image Resolution			Depending on the source equipment (Current i-PRO Network Cameras, Encoders)				
Max. screens			20	68			
AVMD Display (Frame and Tracking Line)							
Multiple Monitors Supported			Yes (Up to 3 monitors : Operation / Live / Map)	Yes (Up to 6 monitors : Operation / Live / Map)			
3D Dewarp²			Yes				
Map Function			Yes				
Audio			Yes (Live : 2-way, Playback : 1-way)				
Event Search (T&D, Event type etc.)			Yes				
VMD Search			Yes (with WJ-NX400, WJ-ND400, WJ-NX300, WJ-NX200 WJ-HD716/616, WJ-NV300, WJ-NV200)				
Image Download			Yes				
Visibility Enhancement						Yes	

*1 WV-ASE203W x 4 licenses and 500 recorders are necessary.

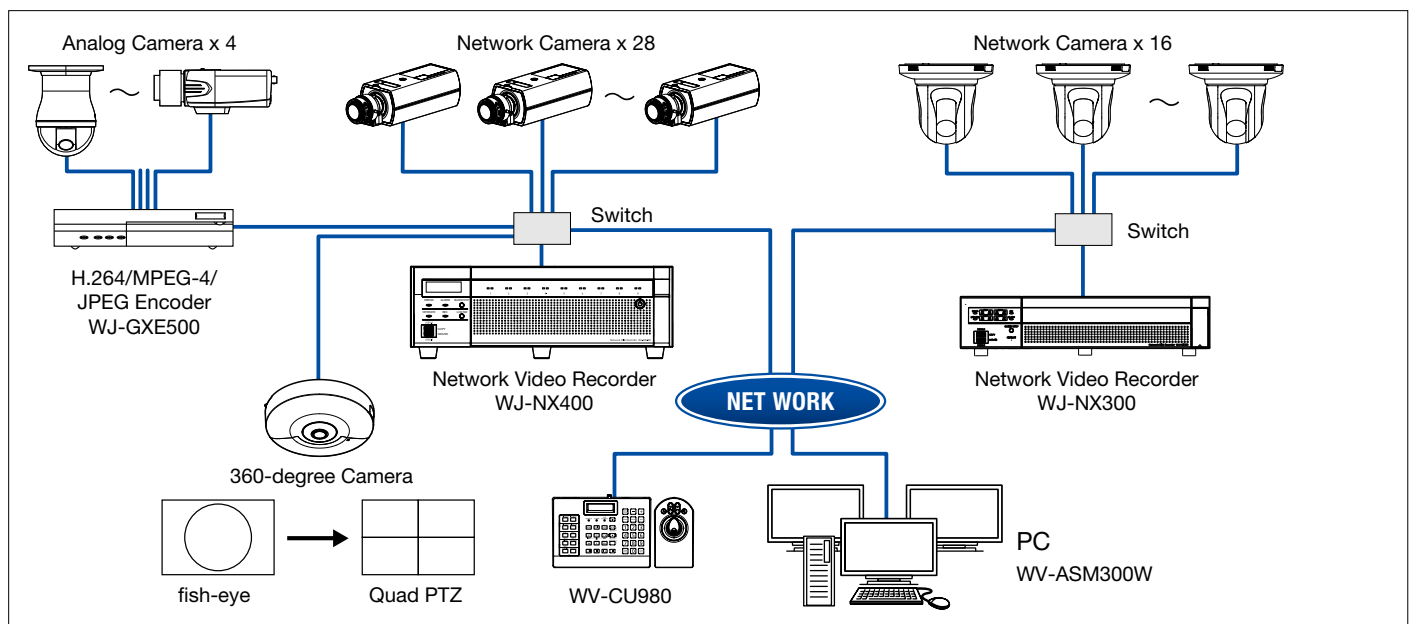
*2 When turned on, the drawing performance of 3D Dewarp may be affected by the following. (Refer to "Using the 3D dewarp function" in the instruction manual.)

- The resolution and frame rate will be reduced depending on the number of monitors and the number of screens.
- The frame rate will be reduced while "High-speed playback smooth mode" is operating.

If the operation monitor is connected to the built-in video card, the image may not be displayed correctly depending on the type of video card. In this case, update the driver of the built-in video card to the latest version. If the problem persists, connect the display for the operation monitor to an external video card.

(For information on external video cards, refer to Graphics accelerator in the "System requirements" section of the instruction manual.)

System Example



Specifications : WV-ASM300W

GUI Function	Camera Control (depending on the Camera)	Pan/Tilt, Zoom, Focus, Brightness, Preset position call and program (up to 256), Auto mode (SEQ, SORT, AUTO PAN, PATROL, AUTO TRACK), AUX 1 - 3, Click centering, Wheel zoom, Drag and zoom	
	Recorder Control (depending on the Recorder)	REC, PLAY, Rev PLAY, Pause, Stop, FF (up to 96x), REW (up to 96x), Prev Record, Next Record, Prev Image, Next Image, Skip (up to 60 min.), Rev Skip, (up to 60 min.) Text	
	Event Search	Target : Recorder (Camera) / Group / Map, Search criteria : Time date, Event type, Text	
	VMD Search	Target : Recorder (Camera), Search criteria : Time date, Area In case with WJ-ND400, WJ-HD716/616, WJ-NV200	
	Thumbnail Search	Target : Camera, Search criteria : Time date, Stream, Interval	
	Multi-Screen Mode	1, 2, 3, 4, 5, 6, 7, 10, 13, 16 split	
	Sequence Display	20 programs, 64 steps/pattern, 1, 2, 3, 4, 5, 6, 7, 10, 13, 16 split Dwell time : 3 s / 5 s / 10 s / 15 s / 20 s / 25 s / 30 s / 35 s / 40 s / 45 s / 50 s / 55 s / 1 min	
	Display Performance	30 ips x 16 screens at H.264 1.5 Mbps, 30 ips x 16 screens at MPEG-4 2 Mbps, 30 ips x 16 screens at H.265 768Kbps (VGA)	
	Multi-Monitor	Up to 3 monitors (Operation / Live / Map), Up to 20 cameras can be displayed (Operation-4, Live-16)	
	3D Dewarp (depending on the Camera)	PTZ image: Pan, Tilt, Zoom / fisheye images: rotation	
	Camera Group Display	Up to 400 groups with 16 alphanumeric titles	
	Number of Maps	Up to 100 maps (JPEG or Bitmap), Link : 128 cameras and 20 maps / map	
	Image Download	Recorded images of up to 64 cameras (in case with WJ-ND400) can be downloaded Manual download only. Viewer software can be extracted from the main software.	
	Quick download	Quick download the operation monitor image.	
	SD memory Download	Indicates the function featured in some i-PRO's cameras that transfers H.264 / H.265 video files (mp4 files) saved on the SD memory card equipped with the camera to a PC using the FTP function.	
	Recorder/Camera Access	The access to the Recorder and Camera Web pages when logged in as admin	
	File Conversion	Convert a n3r file to the standard format (mp4)	
	Camera Title Display	On the GUI, Up to 16 characters	
	Clock Display	On the GUI, Time : 12H/24H, Date : 5 formats (When the image comes from the recorder)	
	Alarm Source	TCP alarm notification	
	Alarm Control	Reset, Auto reset (OFF / 10 s / 20 s / 30 s / 1 min / 5 min)	
	Alarm Action	Up to 16 alarm images can be displayed on the live monitor. Corresponding camera icon on the map lights up. Alarm message on the GUI and buzzer.	
	Digital Zoom	Up to 4 times	
	Text Attachment	Free comment can be attached for each record and reviewed at later time. Up to 200 characters	
	System Log	Operation (100,000), System (1,000), Network error (1,000), Recorder error (1,000), Alarm (30,000)	
	Recorder Log Download	Operator access, Network error, Error, Event	
	User Management	Registration : Up to 32 users + Administrator, ID : 4-32 digit, PW* : 8-32 digit, User level : 6 levels (Programmable), PW time limit : OFF / 31 / 92 / 184 / 366 days, Auto login : ON / OFF * Two or more must be mixed from alphabet (case sensitive), numbers, symbols	
	Security Method	User authentication (ID and Password), Host authentication (IP address), Alteration detection, Activation Key Card	
	System Setup	Setup page in English, French, Italian, Spanish, German, Russian, Chinese, Thai, Japanese	
	GUI Language	English, French, Italian, Spanish, German, Russian, Chinese, Thai, Japanese	
General	Supported OS	Microsoft Windows 11 Pro 64-bit Microsoft Windows 10 Pro 64-bit	
	Required PC	CPU	Intel® Core i5-7500 or more, Intel® Core i7-7700 or more (CPUs for servers such as Xeon® are excluded.) Core i7 Recommendations : When displaying with 49/64-screen, when using a Fisheye camera other than 3M, when using the visibility enhancement function, when using When the image capture size is over Full-HD, when using an H.265 camera
		Memory	8 GB or more (It is recommended to use a memory of the same performance on a dual channel compatible PC in pairs.)
		Graphic accelerator	VRAM 512 MB or more (256 MB minimum), compatible with DirectX® 9.0c When using a Live window : NVIDIA NVS 510, NVIDIA Quadro P1000, NVIDIA T1000 When using the visibility enhancement function : GeForce GTX 660 or more , NVIDIA Quadro P1000, NVIDIA T1000 ^{*1} ^{*2} When using the visibility enhancement function (2048x1536 or more) : NVIDIA GeForce GTX 770 or more, NVIDIA Quadro P1000, NVIDIA T1000 When using 4K monitor : NVS510, NVIDIA Quadro P1000 (using a display port cable), NVIDIA T1000 (using a display port cable)
		DVD-ROM drive	Necessary to install this software
		Required HDD space	Approx.3 GB (It is necessary to prepare other disk space exclusively as storage for database and files downloaded from the recorder in addition to the required disk space for installation of this software.)
		Monitor	1280 x 800 pixels or more (1920 x 1080 pixels recommended), 24-bit True color or better (Full color recommended)
		Network interface	Having a 100/1000 Mbps network port
		Web browser	Microsoft Edge (Chromium), Google Chrome, Mozilla Firefox
		Network	Proxy
FTP			Passive/Active
Viewer	Playback Control	Play, Rev Play, Pause, FF, REW, Prev Record, Next Record, Prev Image, Next Image	
Software	Additional Functions	Alteration detection, Save as JPEG, Two times zoom, Print	

*1 When using the visibility enhancement function, prepare and use a power supply unit compatible with the graphics card in use.

*2 When using the visibility enhancement function, do not use two or more graphics cards.

- Please check maintenance manuals for details.

Trademarks and registered trademarks

- Microsoft, and Windows are registered trademarks of Microsoft Corporation in the U.S. and other countries.
- Intel and Intel Core are registered trademarks of Intel Corporation.
- NVIDIA, GeForce are registered trademarks of NVIDIA Corporation in the U.S. and/or other countries.

- All TV pictures are simulated.
- Specifications are subject to change without notice.

Important

- Safety Precautions : Carefully read the Basic Information, Installation Guide and Operating Instructions before using this product.
- i-PRO Co., Ltd. cannot be held responsible for the performance of the network and/or other manufacturers' products used on the network.
- When monitoring remotely, please pay attention to the network design.
For details, please contact your local i-PRO sales representatives.